

# PRODUCT DATASHEET

## DULUX T/E PLUS 32 W/830

OSRAM DULUX T/E PLUS | CFLni, 3 tubes, with 4-pin base for ECG operation



### AREAS OF APPLICATION

- Offices, public buildings
- Shops
- Supermarkets and department stores
- Hotels, restaurants
- Industrial lighting

### PRODUCT BENEFITS

- Extremely economical
- Good quality of light
- Excellent luminous flux
- Long service life
- Improved maintenance
- OSRAM System+ Guarantee in combination with OSRAM QUICKTRONIC ECG

### PRODUCT FEATURES

- Average life: 20,000 h (with QUICKTRONIC)
- Color rendering index  $R_a: \geq 80$
- Dimmable (3...100 %)
- Short and compact pin-base lamp with triple-turn tubes
- Single-ended four-pin plug-in GX24q base with shortened base casing



## TECHNICAL DATA

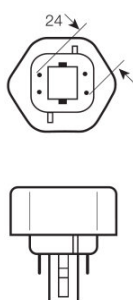
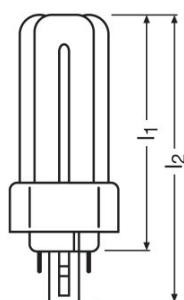
### Electrical data

Nominal voltage	100 V
Rated lamp efficacy (HF data 25 °C)	Under clarification by authority and standardization body
Rated wattage	32.00 W
Nominal wattage	32.00 W

### Photometrical data

Nominal luminous flux	2400 lm
Luminous flux at 25 °C	2400 lm
Rated luminous flux	2400 lm
Rated color temperature	3000 K
Color rendering index Ra	≥80
Rated LLMF at 2,000 h	0.90
Rated LLMF at 4,000 h	0.84
Rated LLMF at 6,000 h	0.83
Rated LLMF at 8,000 h	0.81
Rated LLMF at 12,000 h	0.79
Rated LLMF at 16,000 h	0.78
Rated LLMF at 20,000 h	0.77
Light color (designation)	LUMILUX Warm White
Color temperature	3000 K
Luminous flux	2400 lm
Color rendering index Ra	≥80

### Dimensions & weight



Diameter	12.0 mm
Overall length	146.0 mm
Length	148.0 mm

Length acc. to IEC standard	145 mm
Length with base excl. base pins/connection	132.00 mm
Outer bulb	T12X3
Maximum diameter	12.0 mm

### Lifespan

Nominal lamp life time	20000 h
Rated lamp life time	20000 h
Service life	13000 h <sup>1)</sup>
Rated lamp survival factor at 2,000 h	0.99
Rated lamp survival factor at 4,000 h	0.99
Rated lamp survival factor at 6,000 h	0.99
Rated lamp survival factor at 8,000 h	0.99
Rated lamp survival factor at 12,000 h	0.95
Rated lamp survival factor at 16,000 h	0.81
Rated lamp survival factor at 20,000 h	0.50
Operation mode LLMF/LSF	HF
Lifespan	20000 h <sup>1)</sup>

<sup>1)</sup> With preheat ECG

### Additional product data

Base (standard designation)	GX24q-3
Mercury content	1.7 mg
Product remark	For ECG operation only

### Capabilities

Dimmable	Yes
----------	-----

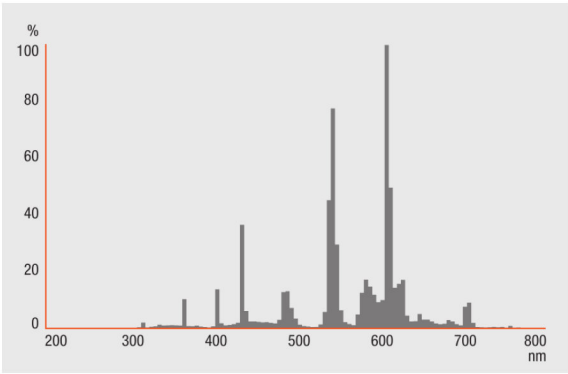
### Certificates & standards

Energy consumption	36 kWh/1000h
Energy efficiency class	A

### Country-specific categorizations

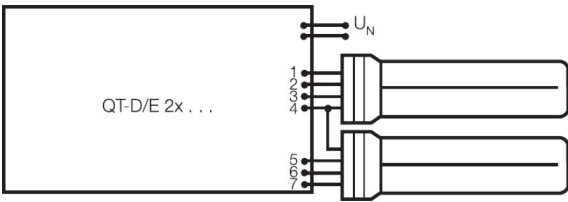
ILCOS	FSMH-32/830-/P/-GX24q-3
-------	-------------------------

Light Distribution

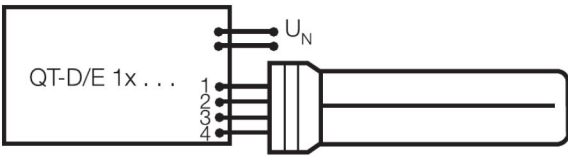


Spectral power distribution

Wiring Diagram



Wiring diagram



Wiring diagram

---

**EQUIPMENT / ACCESSORIES**

- Suitable for operation on electronic control gear

---

**SAFETY ADVICE**

In case of lamp breakage: [www.ledvance.com/brokenlamp](http://www.ledvance.com/brokenlamp)

---

**LOGISTICAL DATA**

Product code	Packaging unit (Pieces/Unit)	Dimensions (length x width x height)	Gross weight	Volume
4050300348582	Folding carton box 1	155 mm x 46 mm x 49 mm	82.00 g	0.35 dm <sup>3</sup>
4050300348599	Shipping carton box 10	227 mm x 153 mm x 148 mm	901.00 g	5.14 dm <sup>3</sup>

The mentioned product code describes the smallest quantity unit which can be ordered. One shipping unit can contain one or more single products. When placing an order, for the quantity please enter single or multiples of a shipping unit.

---

**DISCLAIMER**

Subject to change without notice. Errors and omission excepted. Always make sure to use the most recent release.

OSRAM DULUX T/E PLUS | CFLni, 3 tubes, with 4-pin base for ECG operation

Product name	Product name ECG	EAN	Nominal current	Nominal wattage + Power loss	Luminous flux at 25 °C	Number of lighting outlets
DULUX T/E PLUS 32 W/830	QTi DALI-T/E 1x18-57 DIM	4008321060808	0.16 A	36.00 W	2400 lm	1
	QTi DALI-T/E 2x18-42 DIM	4008321060822	0.30 A	69.00 W	2400 lm	2
	QTi-T/E 1x18-57 DIM	4008321060860	0.16 A	36.00 W	2400 lm	1
	QTi-T/E 2x18-42 DIM	4008321060846	0.30 A	69.00 W	2400 lm	2
	QT-M 2x26-42/220-240 S	4008321110022	0.30 A	70.00 W	2400 lm	2
	QTP-M 1x26-42	4008321329134	0.16 A	35.00 W	2400 lm	1
	QTP-M 2x26-32	4008321329158	0.30 A	68.00 W	2400 lm	2
	QTP-T/E 1x26-42, (2x26)	4008321537089	0.15 A	35.00 W	2400 lm	1