

PLUG & SOCKET OUTLETS  
ZONES 1 & 2, 21 & 22

MATERIALS

- Body – SMC anti-static
- Surface finish –Textured matt black

OPTIONS

- Plug
- Socket outlets
- Panel socket outlet and coupler socket also available as an option

CERTIFICATION

IECEX CQM 10.0013 (16A)  
IECEX CQM 09.0009U (32A)  
IECEX CQM 10.0002 (63A & 125A)  
IECEX CQM 10.0014U (Panel)

PROTECTION

Ex de IIC Gb  
Ex tD A21

AMBIENT TEMPERATURE

-40°C ~ +45°C / 55°C option



Range:  
CZ0251 (16Amp)  
CZ0252 (32Amp)  
CZ0253 (63Amp)  
CZ0254 (125Amp)



OVERVIEW

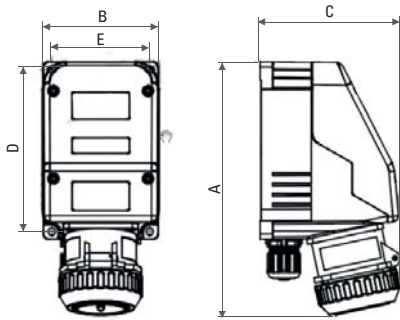
Designed to provide electrical connection within a hazardous area for mobile or portable equipment. Designed with a switch on the inside, the Ex de connection prevents sparking and is high impact resistant.

FEATURES

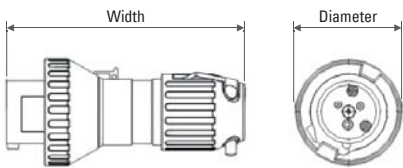
- Internal brass gland plate
- Self-cleaning inserting sleeve and contact joints
- Protective cover for high degree of protection
- Minimal force required when inserting or extracting
- Internal switch >32A and external switch for <32A

TECHNICAL DRAWINGS


































Type	Dimensions (mm)			Fixing Dimensions (mm)	
	Height (A)	Width (B)	Depth (C)	Height (D)	Width (E)
16Amp – 2 Poles	223	103	122	142	86
16Amp – 3 Poles	223	103	122	142	86
16Amp – 4 Poles	241	123	147	163	106
32Amp – 4 Poles	24	133	162	198	118
63Amp – 4 Poles	472	201	248	352	181
125Amp – 4 Poles	537	249	274	411	228





































































Type	Width (mm)	Diameter (mm)
16Amp – 2 Poles	163	73
16Amp – 3 Poles	163	73
16Amp – 4 Poles	187	77
16Amp – 5 Poles	187	84
32Amp – 4 Poles	237	96
63Amp – 4 Poles	262	111
125Amp – 4 Poles	298	121



## SELECTION GUIDE – PLUGS

Catalogue No.	Entries	Amps	Volts	Colour	Pins
SO-PG016A024VSP	2 x M25	16A	24V		2P
SO-PG016A042V2P			42V		2P
SO-PG016A110V2PE			110V		1PN+E
SO-PG016A240V2PE			220V		1PN+E
SO-PG016A240V3PE			220V		3P+E
SO-PG016A415V3PE			400V		3P+E
SO-PG016A490V3PE			480V		3P+E
SO-PG016A690V3PE			615V		3P+E
SO-PG016A415V4PE			400V		3PN+E
SO-PG032A240V3PE	2 x M32	32A	220V		3P+E
SO-PG032A415V3PE			400V		3P+E
SO-PG032A490V3PE			480V		3P+E
SO-PG032A690V3PE			615V		3P+E
SO-PG032A415V4PE	2 x M50	63A	400V		3PN+E
SO-PG063A240V3PE			220V		3P+E
SO-PG063A415V3PE			400V		3P+E
SO-PA063A415V3PE			400V		3P+E
SO-PG063A490V3PE			480V		3P+E
SO-PA063A490V3PE			480V		3P+E
SO-PG063A690V3PE			615V		3P+E
SO-PA063A690V3PE			615V		3P+E
SO-PG063A415V4PE			400V		3P+E
SO-PA063A415V4PE			400V		3P+E
SO-PG125A240V3PE	2 x M63	125A	220V		3P+E
SO-PG125A415V3PE			400V		3P+E
SO-PA125A415V3PE			400V		3P+E
SO-PG125A490V3PE			480V		3P+E
SO-PA125A490V3PE			480V		3P+E
SO-PG125A690V3PE			615V		3P+E
SO-PA125A690V3PE			615V		3P+E
SO-PG125A415V4PE			400V		3P+E
SO-PA125A415V4PE			400V		3P+E
SO-PA125A415V4PE			400V		Auxiliary

## SELECTION GUIDE – SOCKETS

Sockets						
Product	Catalogue No.	Entries	Amps	Volts	Colour	Pins
Wall	SO-SW016A024V2P	2 x M25	16A	24V		2P
	SO-SW016A042V2P			42V		2P
	SO-SW016A110V2PE			110V		2P+E
	SO-SW016A240V2PE			220V		2P+E
	SO-SW016A240V3PE			220V		3P+E
	SO-SW016A415V3PE			400V		3P+E
	SO-SW016A490V3PE			480V		3P+E
	SO-SW016A690V3PE			615V		3P+E
	SO-SW016A415V4PE			400V		3PN+E
	SO-SW032A240V3PE	2 x M32	32A	220V		3P+E
	SO-SW032A415V3PE			400V		3P+E
	SO-SW032A490V3PE			480V		3P+E
	SO-SW032A690V3PE			615V		3P+E
	SO-SW032A415V4PE	2 x M50	63A	400V		3PN+E
	SO-SW063A240V3PE			220V		3P+E
	SO-SW063A415V3PE			400V		3P+E
	SO-SA063A415V3PE			400V		3P+E
	SO-SW063A490V3PE			480V		3P+E
	SO-SA063A490V3PE			480V		3P+E
	SO-SW063A690V3PE			615V		3P+E
	SO-SA063A690V3PE			615V		3P+E
	SO-SW063A415V4PE			400V		3PN+E
	SO-SA063A415V4PE			400V		3PN+E
	SO-SW125A240V3PE	2 x M63	125A	220V		3P+E
	SO-SW125A415V3P			400V		3P+E
	SO-SA125A415V3PE			400V		3P+E
	SO-SW125A490V3PE			480V		3P+E
	SO-SA125A490V3PE			480V		3P+E
	SO-SW125A690V3PE			615V		3P+E
	SO-SA125A690V3PE			615V		3P+E
	SO-SW125A415V4PE			400V		3PN+E
	SO-SA125A415V4PE			400V		3PN+E
	SO-SA125A415V4PE			400V		Auxiliary
Panel	SO-SP016A024V2P	2 x M25	16A	24V		2P
	SO-SP016A042V2P			42V		2P
	SO-SP016A110V2PE			110V		1PN+E
	SO-SP016A240V2PE			220V		1PN+E
	SO-SP016A240V3PE			220V		3P+E
	SO-SP016A415V3PE			400V		3P+E
	SO-SP016A490V3PE			480V		3P+E
	SO-SP016A690V3PE			615V		3P+E
	SO-SP016A415V4PE			400V		3PN+E
	SO-SP032A240V3PE	2 x M32	32A	220V		3P+E
	SO-SP032A415V3PE			400V		3P+E
	SO-SP032A490V3PE			480V		3P+E
	SO-SP032A690V3PE			615V		3P+E
	SO-SP032A415V4PE	2 x M50	63A	400V		3PN+E
	SO-SC016A024V2P			24V		2P
	SO-SC016A042V2P			42V		2P
	SO-SC016A110V2PE			110V		1PN+E
	SO-SC016A240V2PE			220V		1PN+E
	SO-SC016A240V3PE			220V		3P+E
	SO-SC016A415V3PE			400V		3P+E
	SO-SC016A490V3PE			480V		3P+E
	SO-SC016A690V3PE			615V		3P+E
	SO-SC016A415V4PE			400V		3PN+E
Coupler	SO-SC032A240V3PE	2 x M32	32A	220V		3P+E
	SO-SC032A415V3PE			400V		3P+E
	SO-SC032A490V3PE			480V		3P+E
	SO-SC032A690V3PE			615V		3P+E
	SO-SC032A415V4PE	2 x M50	63A	400V		3PN+E
	SO-SC032A415V4PE			400V		3PN+E
	SO-SC032A415V4PE			400V		Auxiliary
	SO-SC032A415V4PE			400V		Auxiliary
	SO-SC032A415V4PE			400V		Auxiliary
	SO-SC032A415V4PE			400V		Auxiliary