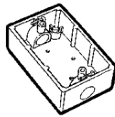

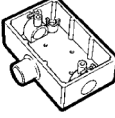
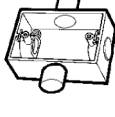

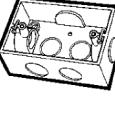

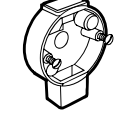

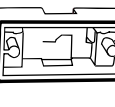



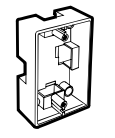

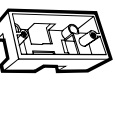



## SURFACE ENCLOSURES

SURFACE ENCLOSURES						
Cat. No.	Length	Width	Depth	Mounting Centres		
238	115mm	74mm	38mm	84mm apart		
238A	115mm	74mm	38mm	84mm apart		
238B	115mm	74mm	38mm	84mm apart		
238/25	115mm	74mm	42mm	84mm apart		
900RMB	86mm	66mm	20mm	50mm apart		
900SKMB	10mm	49mm	38mm	78mm apart		
900SPBP	120mm	76mm	20mm	84mm apart		
900SPMB	115mm	74mm	36mm	84mm apart		
900MMB	75mm	33mm	27mm	55mm apart		
DESCRIPTION						
238	A	1 Gang Surface Mounting Box, with 20mm end entries.				
238A	B	1 Gang Surface Mounting Box, with 20mm end entries - 20mm spout one side.				
238B	C	1 Gang Surface Mounting Box, with 20mm end entries - 20mm spout both sides.				
238/25	D	1 Gang Surface Mounting Box, with 25mm end entries.				
900RMB	E	Surface Mounting Block, round, mini duct fitting (for mounting round accessories).				
900SKMB	F	1 Gang Skirting Mounting Block.				
900SPBP	G	1 Gang standard pattern Mounting Block.				
900SPMB	H	1 Gang Surface Mounting Box, mini duct fitting.				
900MMB	I	1 Gang Surface Mounting Block, miniature, mini duct fitting (for architrave mounting accessories).				



For more information on conduit and mini trunking mounting accessories, refer to the 'Non-Metallic Cable Enclosures & Fittings' technical brochure (shown right) order No. 892-941

