



Split Core Current Transformers

Features:

- Accuracy class: 0.5.
- Wide range of openings: 20 x 30 to 160 x 80mm.
- Sealable terminal cover.
- Tested insulation: 3kV/1min 50Hz.




TO23



TO58



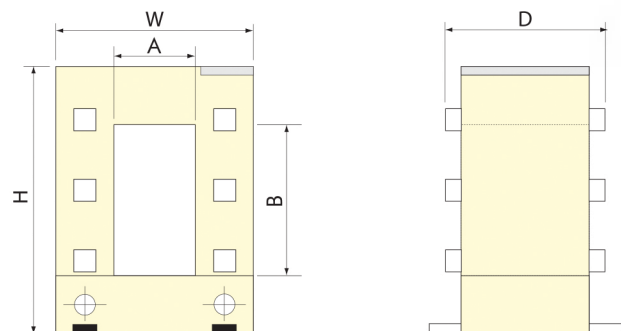
TO812



TO816

Ratio	CLASS	CLASS	Part No.	
Amps	0.5	1	TO23	TO58
VA	VA	VA		
100/5		1.25	192T4601	
150/5		1.5	192T4602	
200/5		1.5	192T4603	
250/5	1	2		192T4625
300/5	1.5	3		192T4630
400/5	1.5	3		192T4640
500/5	2.5	5		192T4650
600/5	2.5	5		192T4660
750/5	2.5	5		192T4675
800/5	2.5	5		192T4680

Ratio	CLASS	CLASS	Part No.	
Amps	0.5	1	TO812	TO816
VA	VA	VA		
800/5	2.5	5	192T4780	
1000/5	5	10	192T4710	
1250/5	7.5	15	192T4712	
1500/5	7.5	15	192T4715	
2000/5	10	15		192T4820
2500/5	10	15		192T4825
3000/5	15	25		192T4830
4000/5	15	25		192T4840
5000/5	15	25		192T4850



Dimensions (mm)					
Type	A	B	H	W	D
TO23	20	30	106	93	58
TO58	50	80	152	125	58
TO812	80	120	198	155	58
TO816	80	160	246	195	79