

# MH- NaSc

## MH - 250W/640 E40 CL U 1SL/12

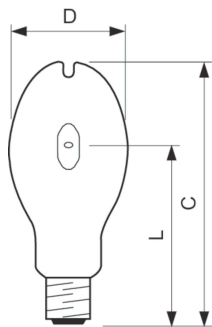
Sodium Scandium Metal Halide Lamps consisting of a gasfilled glass bulb, which alternatively are clear or internal coated, and a quartz discharge tube (DT).

### Product data

General Information	
Cap-Base	E40 [E40]
Operating Position	H [Hanging or Base Up (BU)]
Life to 50% Failures (Nom)	10,000 hour(s)
Light Technical	
Color Code	640 [CCT of 4000K]
Color Designation	Cool White (CW)
Chromaticity Coordinate X (Nom)	390
Chromaticity Coordinate Y (Nom)	390
Correlated Color Temperature (Nom)	4000 K
Luminous Efficacy (rated) (Nom)	82 lm/W
Color rendering index (CRI)	60
Operating and Electrical	
Power Consumption	250.0 W
Voltage (Nom)	133 V
Voltage (Nom)	133 V
Controls and Dimming	
Dimmable	No

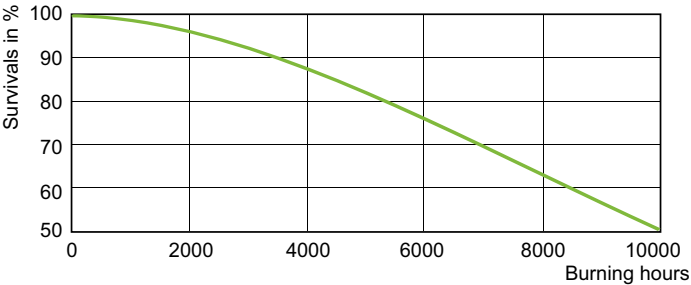
Mechanical and Housing	
Bulb Finish	Clear
Bulb Shape	ED90 [ED 90mm]
Approval and Application	
Mercury (Hg) Content (Nom)	33 mg
Energy Consumption kWh/1000 h	275 kWh
Product Data	
Full product code	871150019937915
Order product name	MH - 250W/640 E40 CL U 1SL/12
Order code	928480300097
Numerator - Quantity Per Pack	1
Numerator - Packs per outer box	12
Material Nr. (12NC)	928480300097
Full product name	MH - 250W/640 E40 CL U 1SL/12
EAN/UPC - Case	8711500199386
EAN/UPC - Product/Case	8711500199379

Dimensional drawing

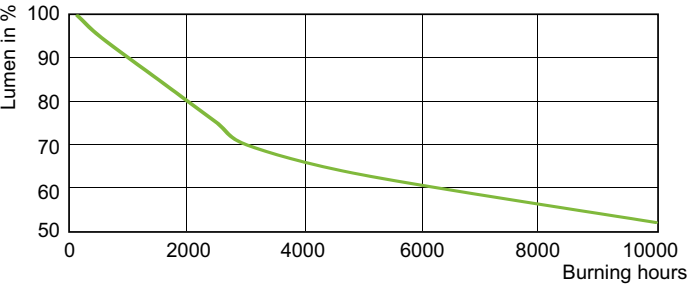


Product	D (max)	L (min)	C (max)
MH - 250W/640 E40 CL U 1SL/12	91 mm	149 mm	226 mm

Lifetime



Life Expectancy Diagram - MH - 250W/640 E40 CL U 1SL/12



Lumen Maintenance Diagram - MH - 250W/640 E40 CL U 1SL/12

