






Service Fittings and Accessories



-  Indoor and outdoor service cut-outs
-  T-off boxes and service cabinets
-  Active and neutral links
-  Vertical strip disconnectors
-  Kilowatt hour meters and test blocks

Service Fittings and Accessories

Domestic and Light Commercial Fittings up to 100A

SERIES 7

- Council sealing points for tamperproof operation
- Plated contacts for extended reliability
- Available in Black, Clear housing, front and back wiring

Rating

A	Description	Fuse Type	Pack QTY.	Part No.
Fuse, 2a 22.2 x 57mm fuse-link (All except NSW & TAS)				
100	Black, Front Wire, 2a Fuse,	2a	10	S71002AFWS
100	Black, Back Wire, 2a Fuse,	2a	10	S71002ABWS
100	Clear, Back Wire, 2a Fuse,	2a	10	S7CLR2ABWS

Fuse, 2b 30.2 x 57mm fuse-link (NSW & TAS)¹⁾

100	Black, Front Wire, 2b Fuse,	2b	10	S71002BFW
100	Black, Back Wire, 2b Fuse,	2b	10	S71002BBW
100	Black, Front Wire, 2b Fuse, Intrusion Barrier	2b	10	S71002BFWAI
100	Black, Back Wire, 2b Fuse, Intrusion Barrier	2b	10	S71002BBWAI
100	Clear, Front Wire, 2b Fuse, Intrusion Barrier	2b	10	S7CLR2BFWAI
100	Clear, Back Wire, 2b Fuse, Intrusion Barrier	2b	10	S7CLR2BBWAI

1) Since Jan 2007 maximum demands of up to 100A, fuse base with Intrusion barriers are mandatory for all new installations in NSW, service rules Clause 4.7.2

Meter Panel Disconnectors (QLD)

SERIES 7

- Metering panel Disconnectors for QLD market
- Two models for ENERGEX and ERGON areas, APPROVED

100	Black, Back Wire, C/W solid link in kit	2a	10	QLDSERVICE-K
125	Clear, Back Wire, C/W solid link fitted	2a	10	S7125BWQ

Fused Meter Panels up to 100A (WA)

SERIES DMP

- Pre wired meter panels for domestic and light commercial applications
- Single and three phase versions

100	DMP single phase	2a	1	DMP7
100	DMP three phase	2a	1	DMP8

Electro Mechanical Meters (kWh)

CONTAX

Description	Maximum current rating	Operating current	Power consumption	Width 17.5mm modules	Part No.
kWh Meter	25A	0.04 to 25A	0.5VA	1	CONTAX2511S0-230
kWh Meter	65A	0.04 to 65A	0.5VA	2	CONTAX6521S0-230



S71002BBWAI



S7125BWQ



DMP8



CONTAX2511S0-230



FSD116014



FSD340011



54611-18



54611-12



K-SFD400

Outdoor Disconnectors up to 400A

SERIES 5

- Outdoor UV stabilised fitting
- Single or three phase operation
- Suit DIN blade type fuse links

Rating A	No. of Phases	Connection	Fuse Size	Pack Qty	Part No.
160A	Single phase	95mm ² cable	00	1	FSD116014
160A	Three phase	95mm ² cable	00	1	FSD316014
400A	Three phase	185mm ² cable	2	1	FSD340011

Outdoor Cut-outs up to 400A

SERIES 4

- Overhead service Cut-outs up to 400A single phase
- Degree of protection up to IP43
- Suitable for J-type fuse fittings on 82mm fixing
- Available in lug or shear-bolt terminations, up to 300mm²

Standard Model - Stud connection

400	Base 400A lug connect, up to 300mm ² cable	JP	1	54611-18
-----	---	----	---	-----------------

Compact Model - Shear bolt connection

400	Base 400A shear bolt 70 - 300mm ² cable	JP	1	54611-12
-----	--	----	---	-----------------

Outdoor Service Cabinets up to 400A, Polyester

SERIES SFD

- Weatherproof service enclosures ideal for the protection of commercial installations, council sealable for tamperproof applications.
- Degree of protection IP67 with generous cable space

Service Cabinet - 3 Phase + N (300mm x 555mm x 175mm)

100	C/W 100A fuses up to 300mm ² cable	NH2	1	K-SFD100
125	C/W 125A fuses up to 300mm ² cable	NH2	1	K-SFD125
160	C/W 160A fuses up to 300mm ² cable	NH2	1	K-SFD160
200	C/W 200A fuses up to 300mm ² cable	NH2	1	K-SFD200
250	C/W 250A fuses up to 300mm ² cable	NH2	1	K-SFD250
315	C/W 315A fuses up to 300mm ² cable	NH2	1	K-SFD315
355	C/W 355A fuses up to 300mm ² cable	NH2	1	K-SFD355
400	C/W 400A fuses up to 300mm ² cable	NH2	1	K-SFD400

Service Fittings and Accessories



CSSD400K4/SE

Outdoor Disconnectors up to 400A, Metal

SERIES CSSD

- Switched service cabinet up to 400A
- Degree of protection IP65 with padlockable handles
- Optional council seal locks for tamper proof installation

Rating A	Description	Fuse Type	Pack Qty.	Part No.
Service Cabinet Fused - 3 Phase (400mm x 500mm x 250mm)				
160	160A enclosed 3P up to 120mm ² cable	TF	1	CSSDF160B3/SE
250	250A enclosed 3P up to 240mm ² cable	TKF	1	CSSDF250B3/SE
400	400A enclosed 3P up to 300mm ² cable	TMF	1	CSSDF400B3/SE

Service Cabinet Switched - 3 Phase (400mm x 500mm x 200mm)

160	160A enclosed 4P up to 120mm ² cable	1	CSSD160DM4/SE
250	250A enclosed 4P up to 240mm ² cable	1	CSSD250DM4/SE
400	400A enclosed 4P up to 300mm ² cable	1	CSSD400K4/SE

Accessories

Council seal lock (per lock)	EA	ELS30855
CL001 lock to suit	EA	T-HANDLE-CL001
Wall mounting brackets	Pack 4	ELS50594

Active and Neutral Links up to 350A

SERIES A

Rating A	Cover Colour	Hole size & quantity						Part No.
		6mm	7mm	8mm	9mm	12mm	15mm	
		Recommended maximum cable size						
		16mm ²	25mm ²	35mm ²	50mm ²	70mm ²	120mm ²	
100	Black	3	2	-	-	-	-	A100/5
	Red	3	2	-	-	-	-	A100/5R
	Black	4	3	-	-	-	-	A100/7
	Red	4	3	-	-	-	-	A100/7R
	Black	7	3	-	-	-	-	A100/10
	Red	7	3	-	-	-	-	A100/10R
165	Black	2	2	1	-	2	-	A165/7
	Red	2	2	1	-	2	-	A165/7R
	Black	2	2	1	-	2	-	A165/7BW
	Red	2	2	1	-	2	-	A165/7BWR
	Cream	3	-	2+2*LT	-	-	-	LT165/7
350	Black	1	-	2	-	2	2	A350/7
	Red	1	-	2	-	2	2	A350/7R
	Cream	1	-	2	2	-	2*LT	LT350/7

LT = Line tap BW = Back wire



A100/7



A350/7R



54715-06



STLPVX20

Street Light Protection up to 25A

SERIES STLP

Henley street-light cut-outs are a purpose built fuse fitting for the thermal and short circuit protection of street light columns. Made from long lasting DMC and available in several termination connections Henley street light cut-outs are the ideal choice in protection.

Street Light Cut-out

Rating	A	Description	Fuse Type	Pack QTY.	Part No.
25	25A	1P up to 16mm ² cable	LST	1	54715-06

The IPD STLP series of open panel street light cut-outs provide a cost effective solution for the protection of street lights. STLP range gives the flexibility required in today's changing market.

Street Light Cut-out

20	20A	1P up to 16mm ² cable	LC	1	STLPVX20
----	-----	----------------------------------	----	---	----------

Accessories

		Plastic cover to suit	-	EA	STLCOV
--	--	-----------------------	---	----	--------



SL3-3X/3A

Vertical Strip Disconnectors up to 1250A

SERIES SL

Current	DIN Size	Description	Part No.
Single Pole Switching			
160A	00	Strip Disconnect 160A 1P 185mm centres	SL00-3X/F
400A	2	Strip Disconnect 400A 1P 185mm centres	SL2-3X/3A
630A	3	Strip Disconnect 630A 1P 185mm centres	SL3-3X/3A
1000A	3	Strip Disconnect 1000A 1P Rear Connect - Isolator	SL3-3X/1000/ARO
1000A	3	Strip Disconnect 1000A 1P Bottom Connect - Isolator	SL3-3X/1000/HA
1250A	3	Strip Disconnect 1250A 1P switch (2x630A) Bot Conn	SL3-3X2/1250/HA

Three Pole Switching

160A	00	Strip Disconnect 160A 1P 185mm centres	SL00-3X3/F
400A	2	Strip Disconnect 400A 1P 185mm centres	SL2-3X3/3A
630A	3	Strip Disconnect 630A 1P 185mm centres	SL3-3X3/3A

Porcelain Outdoor Fittings up to 100A

SERIES 6

- Outdoor weatherproof service fittings, Stick operated
- Available in five different fuse sizes and two mounting options

PIN Mounting

45	Pin Mtg. 45A, 12.7 x 29mm fuse-link	SK	10	605FS
55	Pin Mtg. 55A, 14 x 51mm fuse-link	PK	10	607FP
63	Pin Mtg. 63A, 16.7 x 51mm fuse-link	UK	10	607FU
100	Pin Mtg. 100A, 22.2 x 57mm fuse-link	RHF	10	609FV

Surface Mounting

45	Surface Mtg. 45A, 12.7 x 29mm fuse-link	SK	10	606FS
55	Surface Mtg. 55A, 14 x 51mm fuse-link	PK	10	608FP
100	Surface Mtg. 100A, 22.2 x 57mm fuse-link	RHF	10	610FV
100	Surface Mtg. 100A, 20.6 x 76mm fuse-link	XK	10	612FX
100	Surface Mtg. 100A + Mounting Bracket	XK	10	612FX13



607FU



610FV

Service Fittings and Accessories



KWHTB01

Metering Test Block

Description

Metering Test Block
(supplied with loose link)

KWHTB01

Metering Test Block
(supplied with Z-shape link fitted)

KWHTB02

Fuse-link Selection Guide

Current (amps)	RHF 22x57mm	RHLF 30x57mm	LC 10.3 x 26mm	SK 12.7x29mm	PK 14x51mm	UK 16.7x51mm	XK 20.6x76mm	NH00 NH000/00	NH2 NH2	JP 82mm	T 111mm	Outdoor
2			LC2									
5			LC5	SK5								
6			LC6		14G06			NHG00-006			TBC6	
8			LC8	SK8	14G08							
10			LC10	SK10	14G10	UK10		NHG00-010			TBC10	
16			LC16	SK16	14G16			NHG00-016			TBC16	
20	RHF20		LC20	SK20	14G20			NHG00-020			TBC20	
25				25LKC	14G25			NHG00-025			TBC25	
32	RHF30			32LKC	14G32			NHG00-032		JP32	TBC32	
35								NHG00-035				
40	RHF40				14G40			NHG00-040		JP40	TBC40	
45	RHF45			SK45	PK45	UK45						
50	RHF50	RHLF50			14G50			NHG00-050		JP50	TBC50	
55					PK55							
63	RHF60	RHLF60				UK63	XK63	NHG00-063		JP63	TBC63	OTBC63
80	RHF80	RHLF80					XK80	NHG00-080		JP80	TC80	OTC80
100	RHB100	RHLF100					XK100	NHG00-100		JP100	TC100	OTC100
125								NHG00-125	NHG2-125	JP125	TF125	OTF125
160								NHG00-160	NHG2-160	JP160	TF160	OTF160
200									NHG2-200	JP200	TF200	OTF200
250									NHG2-250	JP250	TKF250	OTKF250
315									NHG2-315	JP315	TKF315	OTKF315
355									NHG2-355	JP355	TMF355	OTMF355
400									NHG2-400	JP400	TMF400	OTMF400
450												OTTM450
500												OTTM500
630												OTTM630
710												OTLM710
800												OTLM800



National Customer Support Centre

Tel: 1300 556 601 Fax: 1300 550 187 www.ipdgroup.com.au



**Quality
ISO 9001**

