



MASTERColour CDM-T Elite

MASTERC CDM-T Elite 35W/942 G12 1CT

Single-ended, very high-efficiency, long-life Ceramic Metal Halide discharge lamp producing crisp white sparkling light with high color rendering

Warnings and Safety

- Use only in totally enclosed luminaire, even during testing (IEC61167, IEC 62035, IEC60598)
- The luminaire must be able to contain hot lamp parts if the lamp ruptures
- Use only with electronic control gear. 35W & 70W lamps may also use electromagnetic gear.
- Control gear must include end-of-life protection (IEC61167, IEC 62035)
- A lamp breaking is extremely unlikely to have any impact on your health. If a lamp breaks, ventilate the room for 30 minutes and remove the parts, preferably with gloves. Put them in a sealed plastic bag and take it to your local waste facilities for recycling. Do not use a vacuum cleaner.

Product data

| General Information | |
|----------------------------|----------------------------------|
| Cap-Base | G12 [G12] |
| Operating Position | UNIVERSAL [Any or Universal (U)] |
| Life to 50% Failures (Nom) | 15,000 hour(s) |

| Light Technical | |
|------------------------------------|--------------------|
| Color Code | 942 [CCT of 4200K] |
| Color Designation | Cool White (CW) |
| Chromaticity Coordinate X (Nom) | 0.366 |
| Chromaticity Coordinate Y (Nom) | 0.364 |
| Correlated Color Temperature (Nom) | 4200 K |
| Luminous Efficacy (rated) (Nom) | 98 lm/W |
| Color rendering index (CRI) | 90 |

| Operating and Electrical | |
|--------------------------|--------|
| Power Consumption | 39.1 W |
| Voltage (Nom) | 90 V |
| Voltage (Nom) | 90 V |

| Controls and Dimming | |
|----------------------|----|
| Dimmable | No |

| Mechanical and Housing | |
|------------------------|--------------|
| Bulb Finish | Clear |
| Bulb Shape | T19 [T 19mm] |

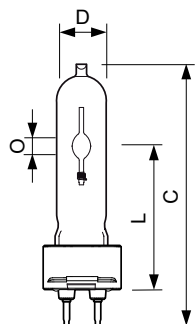
| Approval and Application | |
|----------------------------|--------|
| Mercury (Hg) Content (Nom) | 4.9 mg |

MASTERCcolour CDM-T Elite

| | |
|-------------------------------|-------------------------------------|
| Energy Consumption kWh/1000 h | 43 kWh |
| Product Data | |
| Full product code | 871869648453100 |
| Order product name | MASTERC CDM-T Elite 35W/942 G12 1CT |
| Order code | 928193605129 |
| Numerator - Quantity Per Pack | 1 |

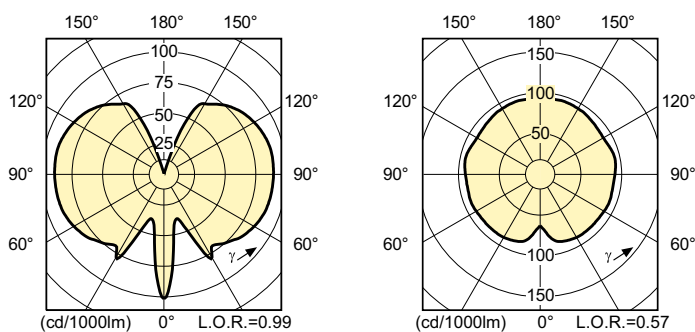
| | |
|---------------------------------|-------------------------------------|
| Numerator - Packs per outer box | 12 |
| Material Nr. (12NC) | 928193605129 |
| Full product name | MASTERC CDM-T Elite 35W/942 G12 1CT |
| EAN/UPC - Case | 8718696484548 |
| EAN/UPC - Product/Case | 8718696484531 |

Dimensional drawing

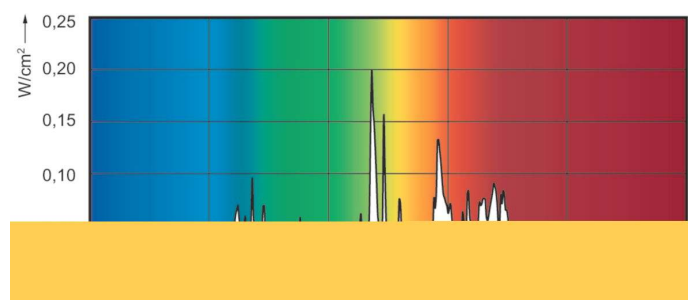


| Product | D (max) | O | L (min) | L (max) | L | C (max) |
|-----------------------------|---------|--------|---------|---------|-------|---------|
| MASTERC CDM-T Elite 35W/942 | 20 mm | 5.2 mm | 55 mm | 57 mm | 56 mm | 103 mm |
| G12 1CT | | | | | | |

Photometric data



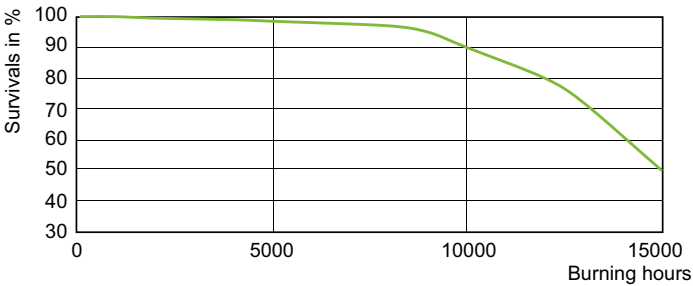
Light Distribution Diagram - MASTERC CDM-T Elite 35W/942 G12 1CT



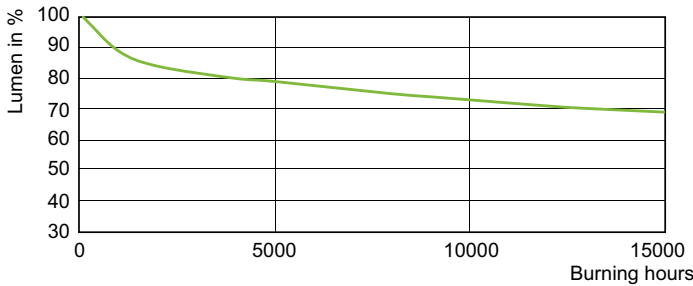
Spectral Power Distribution Colour - MASTERC CDM-T Elite 35W/942 G12
1CT

MASTERC colour CDM-T Elite

Lifetime



Life Expectancy Diagram - MASTERC CDM-T Elite 35W/942 G12 1CT



Lumen Maintenance Diagram - MASTERC CDM-T Elite 35W/942 G12 1CT

